Counter Display Unit
DIS-COUNTER

Outside View

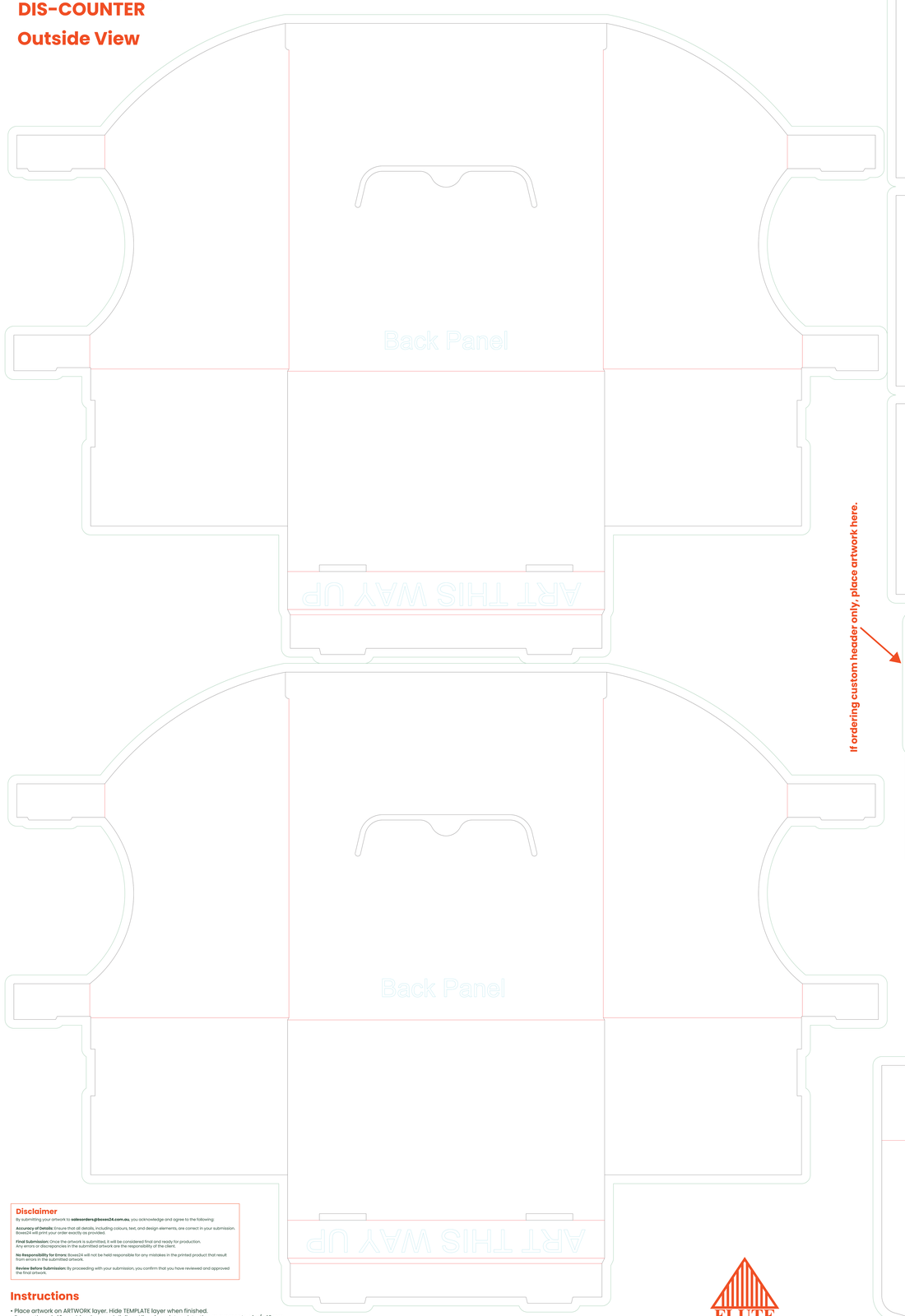



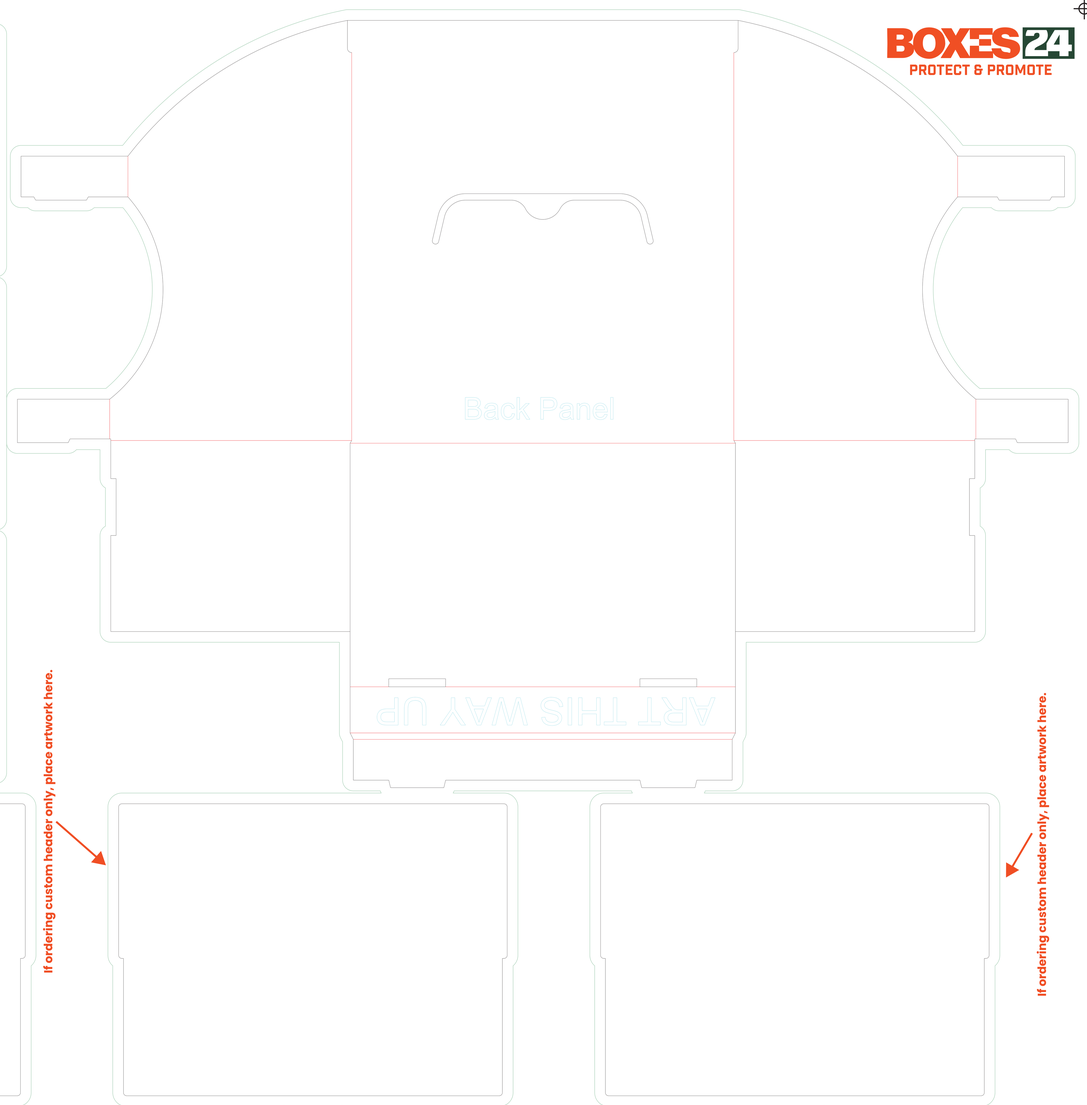



Disclaimer

By submitting your artwork to **salesorders@boxes24.com.au**, you acknowledge and agree to the following:

Accuracy of Details: Ensure that all details, including colours, text, and design elements, are correct in your submission. Boxes24 will print your order exactly as provided.

Final Submission: Once the artwork is submitted, it will be considered final and ready for production. Any errors or discrepancies in the submitted artwork are the responsibility of the client.

No Responsibility for Errors: Boxes24 will not be held responsible for any mistakes in the printed product that result from errors in the submitted artwork.

Review Before Submission: By proceeding with your submission, you confirm that you have reviewed and approved the final artwork.

Instructions

- Place artwork on ARTWORK layer. Hide TEMPLATE layer when finished.
- Ensure there is 10mm bleed around dieline. Allow for print registration movements of +/- 10mm.
- Place graphics & text in print safe area (10mm in from a score or cut).
- Colour set to CMYK. If printing on brown board avoid use of pastel colours. We cannot print white ink.
- Ensure all text is outlined. Type and symbols should be greater than 5mm.
- All images must be embedded. Resolution at minimum required is 300dpi.

For full Print Specifications visit https://boxes24.com.au/pages/print-specifications

FLUTE

PRINT SIDE

If read from left to right then print is on this side